

1. Structure and navigation

The user interface is divided into 3 areas: XENTRY WIS title bar, retractable function bar, and display area. The XENTRY WIS title bar and navigation bar are identical in all XENTRY WIS modules.

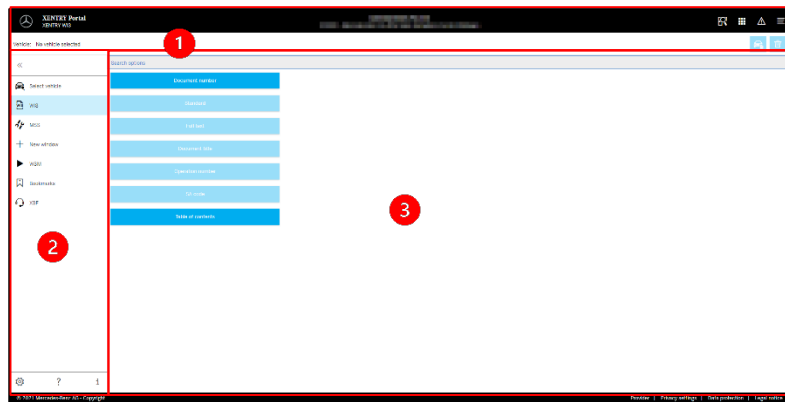
The provided documents are created and owned by Mercedes-Benz Group. Processes and contents may vary for customer of Daimler Truck AG.

4. Help function

The Help function opens a new window/tab and describes the functions of XENTRY WIS in more detail.

5. Vehicle definition

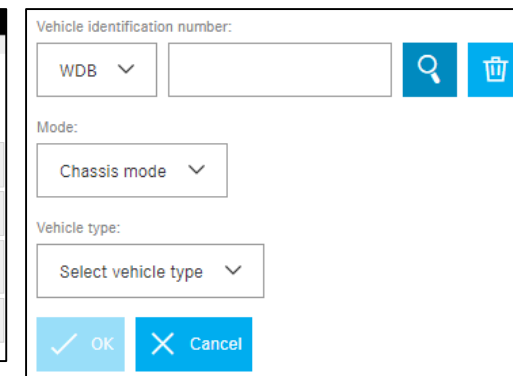
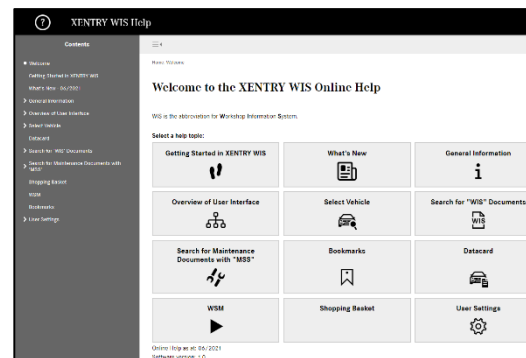
If XENTRY WIS is called up directly from XENTRY Portal, the vehicle must be defined manually. If XENTRY WIS is called up through other applications, you can continue searching for documents immediately.



1 Title bar
Vehicle and context information, as well as control functions for the operation steps performed, with functionality to return to navigation

2 Function bar
Selection of the XENTRY WIS modules

3 Display area
Area displaying all content of the applicable XENTRY WIS functions



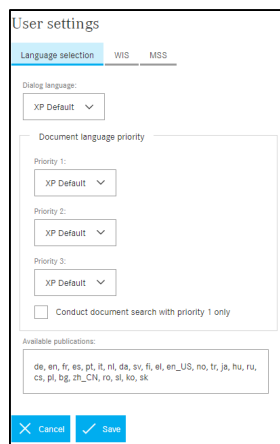
2. Function bar with Help

For calling up different XENTRY WIS modules /functions

- Expand/retract navigation bar
- Back (to higher-level XENTRY module)
- Basket (if called up from a higher level)
- Vehicle definition
- Call up WIS main functions
- Call up MSS function
- New XENTRY WIS window/tab
- Call up WIS Service Media
- Manage bookmarks
- Call up support function
- User settings
- Call up Help function
- System information

3. User settings

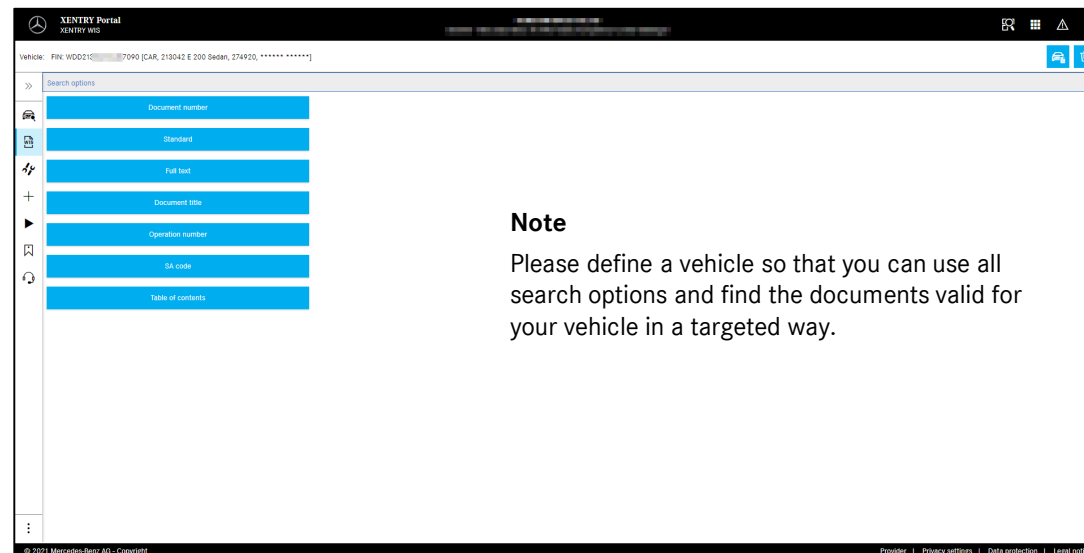
Each user can set their desired languages in the user settings. The configured dialog language and document languages will then remain saved for them in XENTRY WIS. 3 priority languages should be set under the document languages.



First of all, a search is performed for documents in the priority 1 language. If there are no documents in this language, the search is performed in priority 2 and priority 3 languages. You should NOT normally select "Conduct document search with priority 1 only", as the search will then only be performed for documents in the priority 1 language.

6. Display area

Area to execute specific functions depending on what the user has selected from the navigation bar (here WIS)



Note

Please define a vehicle so that you can use all search options and find the documents valid for your vehicle in a targeted way.

